



HIGHLIFTER

HL - EHL

MANUAL AND ELECTRIC HIGHLIFTER

LEVEL CONTROL

INOX





Highlifter

Lift your pallets up from the floor to an ergonomically correct working position and improve your productivity by 25%.

With the highlifter, you no longer have to bend down and pick up objects from floor level - and this will boost not only your **performance**, but also your **workplace ergonomics** significantly.

It might seem as a minor adjustment to go from floor level to an ergonomically correct work height, but the results are nowhere near minor. Back pains and other physical strains are common among workers, who

repeatedly perform physical tasks (bending down, stretching, lifting, etc.), and the costs of sick days, replacement workers and downtime can be sky high.

You can avoid such issues by implementing highlifters at all production and packaging lines, which will benefit the workers' physical and mental health.

In addition, it is much more time efficient to work at a correct

level. It is less draining and on top of working faster, the workers will remain more focused and efficient, as they are not limited by pains and strains.

The highlifter comes in a manual and electric version, and for the electric version you have the option to add on the level control.



Upgrade with level control to ensure automatic adjusted working position for loading and unloading of pallets

Adjustable working height (option for remote control)

Can lift up to 1.500 kg (dual stage cylinder)

Original highlifter since 1980




Ergonomically correct handle / Emergency stop centrally placed



Internal charger



Double wheels in the front to increase stability and prevent brake marks



Supporting feet at steering wheel



Foot protection in front of steering wheels

Manual and electric highlifter (HL/EHL)

Optimise your productivity by 25% by elevating your pallets from the floor up to an ergonomic working position with no physical efforts. The highlifter is a solid helper in any production or packaging environment. With a strong construction, elegant design and focus on easy of use and safety, it can transport pallets with loads of 1500 kg and lift them up to a 470 mm adjustable working height.

Above 470 mm the lifting capacity is 1000 kg.

The manual version (HL) requires low power for pump function, which protects the operator from unnecessary physical strains. With **the electric version** (EHL) no effort is needed other than pressing a button.

We use a special oil for all products, which is tested in cold atmospheres down to at least -10 degrees C.

Inox

Our manual and electric highlifter also come in different stainless steel versions.

Your work environment decides which "level" is right for you, in terms of hygiene, harsh environments, atmosphere etc.

The manual highlifter is available in Inox, Inox Plus and explosion proof. The electric highlifter is available in Inox and Inox Plus.

Our stainless highlifters are constructed of the highest quality stainless steel and always AISI 316L for fork chassis.

*Please refer to our Inox brochure for more information.

Level control

A unique add on for the electric highlifter is the level control.

Not only can you lift the pallets up to an ergonomic working position, but due to the sensors, the level control will ensure a constant correct working height.

Pre-set the preferred height, and the level control will adjust as you load and/or unload the pallet.

This saves both time and troubles, as it ensures a constant working height without having to regulate it manually along the way.

The level control is a best-seller for our customers within production and packaging, who all see a significant improvement of their productivity and the job satisfaction among their employees.

STANDARD FEATURES

✓ Foot protector



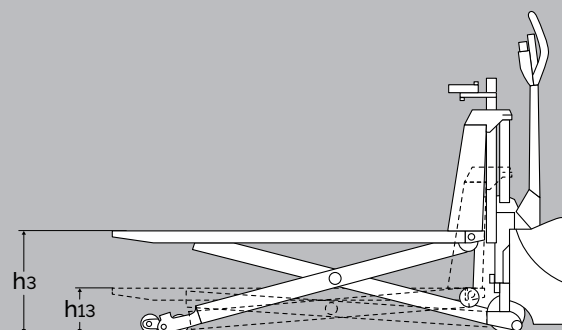
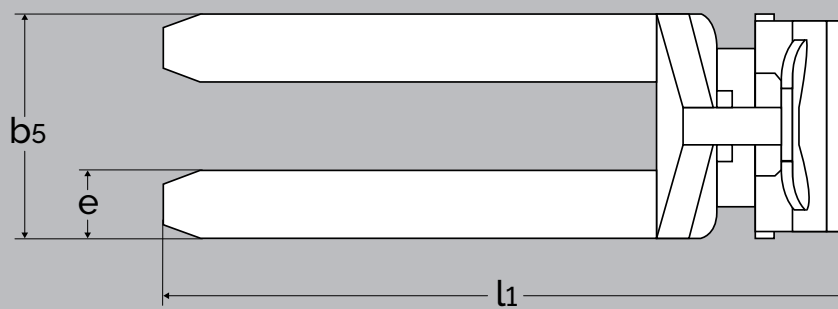
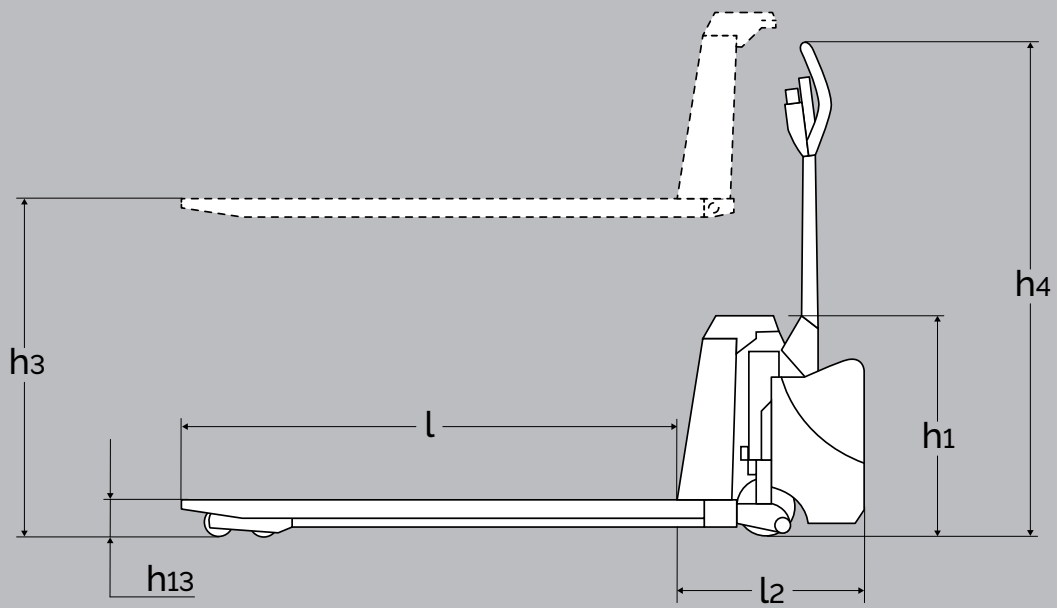


Safety first

Safety should always be the top priority in work environments run by people. The available equipment should prevent and protect the operator from any kind of harm. That is the purpose of the highlifter. In addition to the ergonomic benefits of the design (ergonomic handle and rounded corners) and the adjustment of the working height, the highlifter has several important safety features:

- Foot protection.
- Good overview due to low overall height
- Supporting feet at steering wheel.
- Tandem wheels on scissors legs for increased stability

On top of this, the strong construction of the highlifter and the reliable cylinder gives it a long operating life with low maintenance costs. Actually, we have examples of customers who have highlifters produced back in the 80s still operating - and with spare parts still available.






Electric highlifter with level control

PRODUCT (measured in mm)		HL 1006					EHL 1004				
Capacity in kg		1500 kg*				1000 kg	1500 kg*				1000 kg
Lifting height	h_3	500	600	800	800	800	500	600	800	800	800
Fork length	l	700	900	1200	1520	2000	700	900	1200	1520	2000
Overall height	h_1	540					540				
Fork span	b_5	480, 540, 680				540, 680	480, 540, 680				540, 680
Length without forks	l_2	356					451				
Overall length	l_1	1056	1256	1556	1876	2356	1151	1351	1651	1971	2451
Overall height with handle	h_4	1225					1195				
Lowered height	h_{13}	85			90		85			90	
Fork width	e	164					164				
Turning angle of the wheels		230°					180°				
Gangway	A_{st}	1830 (pallet: 1200 x 800)					1890 (pallet: 1200 x 800)				
Lifting speed with/without load		-					0,05/0,08 m/s				
Lifting speed normal/quick		10/35 mm per pump					-				
Lowering speed		Without load 0,093 m/s					With/without load: 0,07/0,05 m/s				
Pump motor		-					1,2 kW 12 V				
Weight with 1200 mm forks		109 kg					123 kg (no battery)				

*The capacity changes from 1500 to 1000 kg at the lifting height 470 mm.

PRODUCT (measured in mm)		HIGHLIFTER	LOGIFLEX
Level control type		LC4	LC4
Detection range of photocell		100-2000 (adjustable)	100-2000 (adjustable)
Working height of photocell		490-970 (adjustable)	300-1350 (adjustable)
Reaction time of photocell		1-25 seconds (adjustable)	1-25 seconds (adjustable)
Turnable photocell		+/- 30°	+/- 30°
Lifting height activated level control	h_3	800	900
Lowered height activated level control	h_{13}	200	200



Ergonomic Lifting Equipment

Logitrans A/S

+45 76 88 16 00

info@logitrans.com

www.logitrans.com

